

# The `orcidlink` package

Leo C. Stein   
[leo.stein@gmail.com](mailto:leo.stein@gmail.com)

v1.1.0 from 2024/06/26

Source repo: <https://github.com/duetosymmetry/orcidlink-LaTeX-command>.


## 1 Introduction

This is a LaTeX style file providing a macro for inserting a hyperlinked ORCID logo. The package also provides three commands for ORCID's three recommended ID printing formats, and a command for just the ORCID logo, not linked to anything.

## 2 Usage

To use this package, in the preamble include

```
\usepackage{orcidlink}
```

`\orcidlink{<orcid>}` Insert the ORCID logo , which is hyperlinked to the URL of the researcher whose iD was specified. Replace the mandatory argument `<orcid>` with your ORCID — just the digits, not your whole URL. For example, the command `\orcidlink{0000-0001-7559-9597}` will hyperlink to the URL <https://orcid.org/0000-0001-7559-9597>. This is most common in the author list. For example, in the preamble of a RevTeX article, if you write

```
\author{Emmy Noether\,\orcidlink{0000-0000-0000-0000}}
```

then the article byline will look something like this:

Emmy Noether <sup>1, \*</sup>

*as and Astronomu The I.*


The macro is used in the author line of this documentation as well.

`\orcidlogo` If you simply want the ORCID logo without a hyperlink anywhere, use `\orcidlogo`.


ORCID's [guidelines](#) recommend three formats: full, compact, and inline. The three formats are available:

`\orcidlinkf{<orcid>}` 1. Full format. Example: `\orcidlinkf{0000-0001-7559-9597}` will insert  <https://orcid.org/0000-0001-7559-9597>

`\orcidlinkc{orcid}` 2. Compact format. Example: `\orcidlinkc{0000-0001-7559-9597}` will insert  `0000-0001-7559-9597`

`\orcidlinki{Name}{orcid}` 3. Inline format. Example: `\orcidlinki{Leo C. Stein}{0000-0001-7559-9597}` will insert [Leo C. Stein](#) 

`\orcidlinkX{before}{orcid}{after}`

The command `\orcidlinkX{before}{orcid}{after}` is a helper macro that's used to implement all of the others. Though it is just an internal helper, I saw no reason to keep it internal. `\orcidlinkX{before}{orcid}{after}` results in [before](#)  [after](#). The entire output is hyperlinked to the ORCID page. There is a thin space `\`, between “before,” the logo, and “after.” However if “before” is empty, the space will be omitted; similarly for “after.”

### 3 Package Compatibility

This package relies on `hyperref` and `tikz`. If you want to pass options to either of these packages, load them *before* you load `orcidlink`. Similarly, if you want to specify options to e.g. `xcolor`, load `xcolor` before loading `tikz` or `orcidlink`.

### 4 Implementation

```
1 \NeedsTeXFormat{LaTeX2e}[1994/06/01]
2 \ProvidesPackage{orcidlink}
3   [2024/06/26 v1.1.0 Support ORCID's three different ID formats.]
4
5 %% This started out as Milo's code on TeX.SE,
6 %% see https://tex.stackexchange.com/a/445583/34063.
7 %% It has since been expanded with more commands.
8 \RequirePackage{hyperref}
9 \RequirePackage{tikz}
10
11 \ProcessOptions\relax
12
13 \usetikzlibrary{svg.path}
14
15 \definecolor{orcidlogocol}{HTML}{A6CE39}
16 \tikzset{
17   orcidlogo/.pic={
18     \fill[orcidlogocol] svg[M256,128c0,70.7-57.3,128-128,128C57.3,256,0,198.7,0,128C0,57.3,57.3,256]
19     \fill[white]   svg[M86.3,186.2H70.9V79.1h15.4v48.4V186.2z}
20                   svg[M108.9,79.1h41.6c39.6,0,57,28.3,57,53.6c0,27.5-21.5,53.6-56.8,53.6h-41.8V79.1z}
21                   svg[M88.7,56.8c0,5.5-4.5,10.1-10.1,10.1c-5.6,0-10.1-4.6-10.1-10.1c0-5.6,4.5-10.1,10.1-10.1z}
22   }
23 }
24
25 %% Reciprocal of the height of the svg whose source is above. The
26 %% original generates a 256pt high graphic; this macro holds 1/256.
27 \newcommand{\@OrigHeightRecip}{0.00390625}
28
29 %% We will compute the current X height to make the logo the right height
30 \newlength{\@curXheight}
```

```

31
32 %% Prevent externalization of the ORCID logo.
33 \newcommand{\@preventExternalization}{%
34 \ifcsname tikz@library@external@loaded\endcsname%
35 \tikzset{external/export next=false}\else\fi%
36 }
37

\orcidlogo
38 \newcommand{\orcidlogo}{%
39 \texorpdfstring{%
40 \setlength{\@curXheight}{\fontcharht\font'X}%
41 \XeTeXLinkBox{%
42 \@preventExternalization%
43 \begin{tikzpicture}[yscale=-\@OrigHeightRecip*\@curXheight,
44 xscale=\@OrigHeightRecip*\@curXheight,transform shape]
45 \pic{orcidlogo};
46 \end{tikzpicture}%
47 }}{}}

\orcidlinkX
48 \DeclareRobustCommand\orcidlinkX[3]{\href{https://orcid.org/#2}{%
49 \ifstrempy{#1}{-}{#1\,}\orcidlogo\ifstrempy{#3}{-}{\, #3}}}

\orcidlinkf
50 \newcommand{\orcidlinkf}[1]{\orcidlinkX}{#1}{https://orcid.org/#1}}

\orcidlinkc
51 \newcommand{\orcidlinkc}[1]{\orcidlinkX}{#1}{#1}}

\orcidlinki
52 \newcommand{\orcidlinki}[2]{\orcidlinkX}{#1}{#2}{}}

\orcidlink
53 \newcommand{\orcidlink}[1]{\orcidlinkX}{#1}{}}
54
55 \endinput

```

## Change History

v1.0.0	v1.0.3
General: Converted to DTX file . . . 1	General: Improve fragility by calculating scaling ourselves, and using DeclareRobustCommand . . . . . 1
v1.0.1	
General: Bugfix due to misunderstanding of docstrip . . . 1	
v1.0.2	v1.0.4
General: Fix fragility of command when inside of author, and combined with hyperref's option pdfusetitle . . . . . 1	General: Use XeTeXLinkBox to get hyperlink working correctly with XeTeX. Thanks to Tim Henke for the bug report. . . . . 1

v1.0.5

General: Turn off TikZ  
externalization of logos.  
Thanks to github user aquileia  
for the bug report. . . . . 1

v1.1.0

General: Support ORCID's three  
different ID formats. Thanks to  
Hugo Heagren for suggestions. . . 1