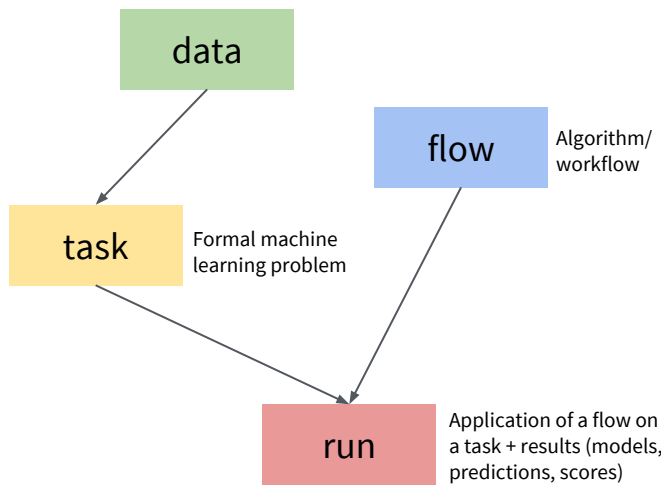


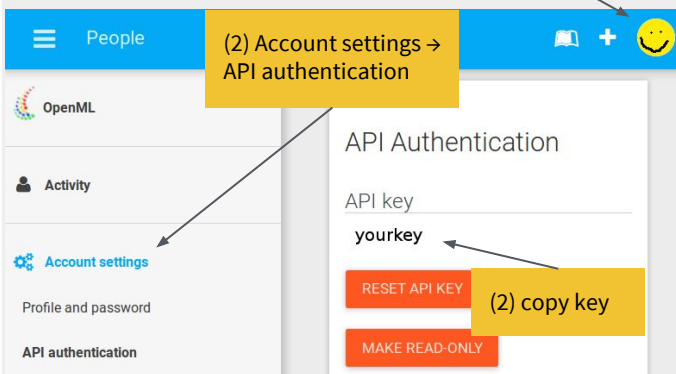
# R Cheat Sheet

## OpenML Objects



## Setup

1. Create account on OpenML.org
2. Install and load R package  
`install.packages("OpenML")`  
`library("OpenML")`
3. Set key:



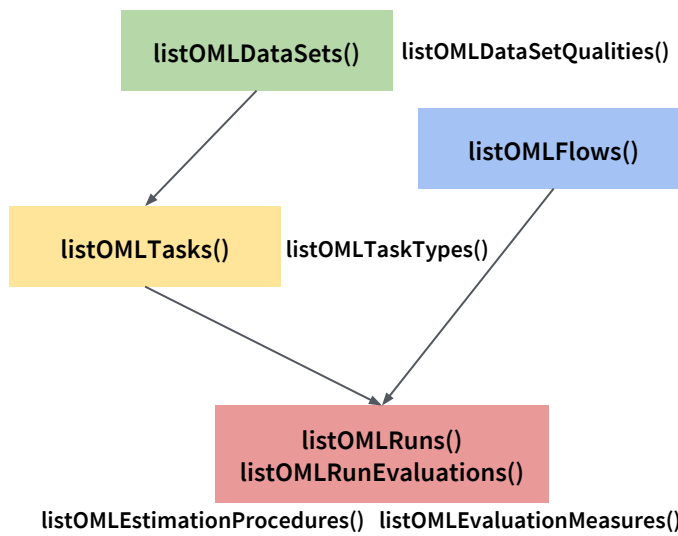
`saveOMLConfig(apikey = "yourkey")`

## Getting/setting setup options

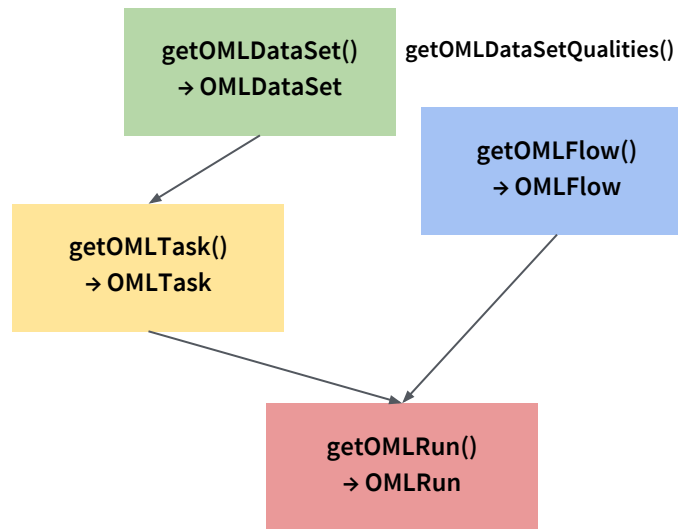
`getOMLConfig()`  
`setOMLConfig()`  
`saveOMLConfig(..., overwrite=TRUE)`  
 Find your config-file: `path.expand("~/openml/config")`

## Listing, Download, Running and Uploading

Listing - Result is always a data frame with info



## Downloading



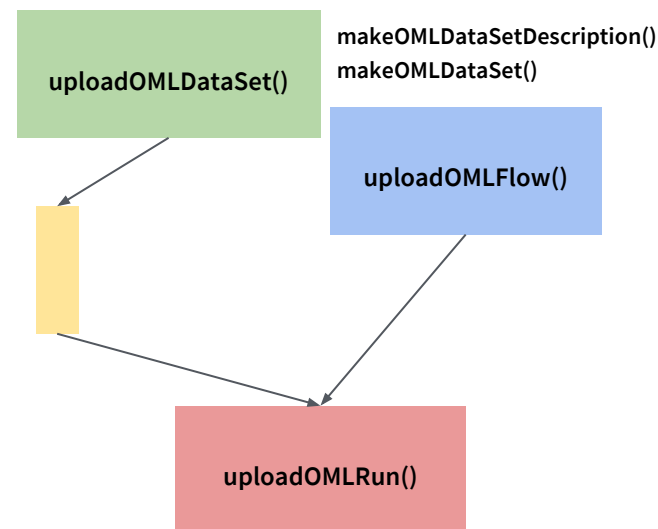
Running models on tasks

Example:

```
task = getOMLTask(task.id = 59)
lrn = mlr::makeLearner("classif.rpart")
run.mlr = runTaskMlr(task, lrn)
```

For more complex analyses see also [mlr cheatsheet](#)

## Uploading



## Use cases

Data owner

TODO: Upload a data set and create a task so that others can build models.

1. Clean data set
2. `makeOMLDataSetDescription()`
3. `makeOMLDataSet()`
4. `uploadOMLDataSet()`
5. Wait for data set to be active on OpenML.org
6. Create task on OpenML.org: go to your data set page  
→ DEFINE A NEW TASK

In case users raise issues, start with step 1.

## Machine learner

TODO: Solve a task as well as possible.

1. `getOMLTask()`
2. `mlr::makeLearner()`
3. `runTaskMlr()`
4. `uploadOMLRun()` (this automatically also uploads the flow if not yet available)
5. Check performance of run on website and compare to other runs, if improvement possible/needed, return to step 2.

## Benchmarker

TODO: Compare the performance of different algorithms (learners) on different tasks.

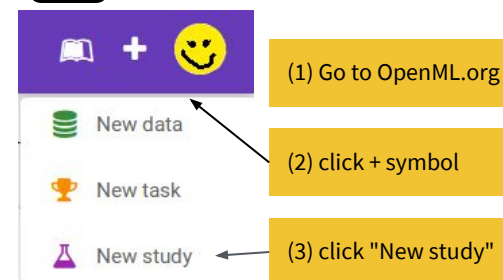
## Other features

### Caching

`list` and `get` functions only download information that has not been downloaded before.  
 Find your cache folder:  
`file.path(tempdir(), "cache")`

### OpenML Studies

Studies can be used to collect results of runs. They can be accessed via tag "study\_<#>" (replace <#> with a study number)



List all results of a study, e.g. study 34:  
`listOMLRunEvaluations(tag = "study_34")`

## Conversion OpenML (OML) -- mlr (Mlr)

OpenML objects can be converted to mlr objects and the other way around

